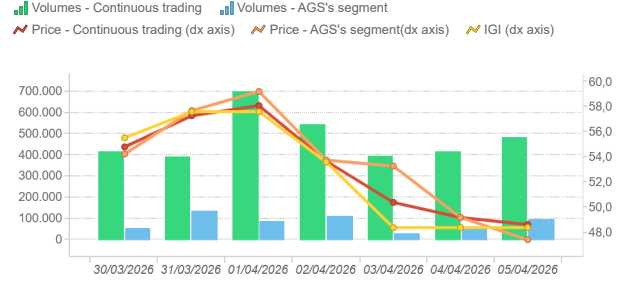


## Day-Ahead Gas Market (MGP-GAS)

	Average price (€/MWh)	Change Price	Minimum price	Maximum price	Total Volumes (MWh)	Volumes change	Daily product	WE Product	WD Product
<b>Continuous trading</b>	53,34	-5,9%	47,00	60,90	3.354.192	-2,6%	2.760.432	587.808	5.952

	Average price (€/MWh)	Change price	Minimum price	Maximum price	Total Volumes (MWh)	Volumes change	Purchases SRG (MWh)	Sales SRG (MWh)
<b>AGS's segment</b>	53,51	-6,2%	47,43	59,18	566.688	-42,1%	448.512	183.840

## MGP - Volumes (MWh) and Price (€/MWh)

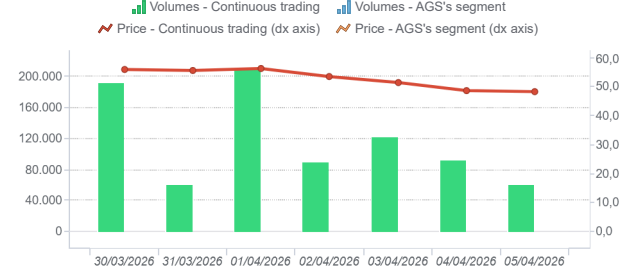


## Intra-Day Gas Market (MI-GAS)

	Average price (€/MWh)	Change Price	Minimum price	Maximum price	Total Volumes (MWh)	Volumes change
<b>Continuous trading</b>	52,94	-4,9%	48,00	62,00	822.528	-8,9%

	Average price (€/MWh)	Change price	Minimum price	Maximum price	Total Volumes (MWh)	Volumes change	Purchases SRG (MWh)	Sales SRG (MWh)
<b>AGS's segment</b>	-	-	-	-	-	-	-	-

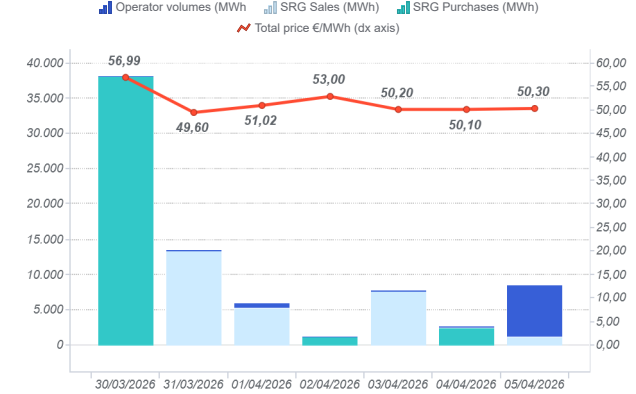
## MI - Volumes (MWh) and Price (€/MWh)



## Market for the trading of gas stored (MGS-GAS)

	Week 13	Week 14
<b>Price €/MWh (1)</b>		
Stogit	55,53	51,60
Stogit Adriatica	-	-
<b>Total</b>	<b>55,27</b>	<b>51,60</b>
<b>Volumes MWh</b>		
Stogit	194.668	76.556
Stogit Adriatica	0	0
<b>Totale</b>	<b>194.668</b>	<b>76.556</b>
<b>SRG. Activity MWh</b>		
<b>Purchases</b>	<b>106.106</b>	<b>41.236</b>
Balancing (2)	106.106	41.236
Other purchases (3)	-	-
<b>Sales</b>	<b>68.923</b>	<b>26.962</b>
Balancing (2)	68.923	26.962
Other purchases (3)	-	-

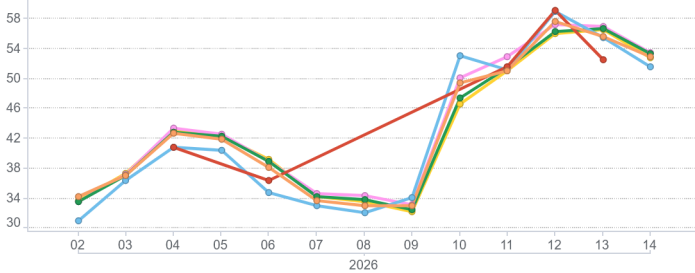
## Market for the trading of gas stored (MGS-GAS)



1) The Total price is calculated as a weighted average price for the total volumes exchanged in each storage system.  
 2) To securely manage any expected deviations between overall network injections and withdrawals pursuant to Art. 2.5 of Annex A, AEEGSI's Resolution 312/2016/R/gas  
 3) Stored gas trades by Snam Rete Gas (SRG) not included in "Balancing"

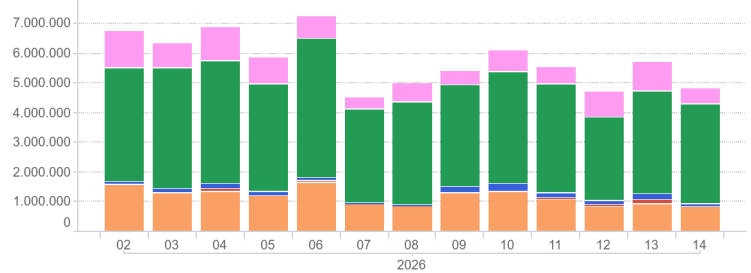
## Prices (€/MWh)

IGI (yellow), MGP- AGS's segment (pink), MGP- Continuous trading (green), MGS (blue), MI- AGS's segment (red), MI- Continuous trading (orange)



## Volumes (MWh)

MGP- AGS's segment (pink), MGP- Continuous trading (green), MGS (blue), MI- AGS's segment (red), MI- Continuous trading (orange)



## Forward Gas Market (MT-GAS)

Prodotto	Minimum price (€/MWh)	Maximum price (€/MWh)	Check price*	Check price change (%)	Trades	Volumes (MWh/g)	OTC Registrations	OTC Volumes	Volumes Tot	Change %	Open position (MWh)*	Open position (MWh/g)*
<b>BoM-2026-04</b>			55,61	-3,4%	0,00	0,00	0,00	0,00	0,00	0,0%	0,00	0,00
<b>M-2026-05</b>			62,44	0,0%	0,00	0,00	0,00	0,00	0,00	0,0%	0,00	0,00
<b>M-2026-06</b>			61,51	0,0%	0,00	0,00	0,00	0,00	0,00	0,0%	0,00	0,00
<b>M-2026-07</b>			60,55	0,0%	0,00	0,00	0,00	0,00	0,00	0,0%	0,00	0,00
<b>Q-2026-03</b>			63,84	0,0%	0,00	0,00	0,00	0,00	0,00	0,0%	0,00	0,00
<b>Q-2026-04</b>			62,28	0,0%	0,00	0,00	0,00	0,00	0,00	0,0%	0,00	0,00
<b>Q-2027-01</b>			61,51	0,0%	0,00	0,00	0,00	0,00	0,00	0,0%	0,00	0,00
<b>Q-2027-02</b>			47,00	0,0%	0,00	0,00	0,00	0,00	0,00	0,0%	0,00	0,00
<b>WS-2026/2027</b>			62,36	0,0%	0,00	0,00	0,00	0,00	0,00	0,0%	0,00	0,00
<b>CY-2027</b>			50,06	0,0%	0,00	0,00	0,00	0,00	0,00	0,0%	0,00	0,00
<b>SS-2027</b>			45,89	0,0%	0,00	0,00	0,00	0,00	0,00	0,0%	0,00	0,00

\*Referred to the last session of the week